




 **SKYFITNESS**

CATALOGUE
Fitness 2025



TABLE OF

CONTENTS



1. Who we are

| | |
|-------------------------|---|
| Meet us | 5 |
| Certifications & method | 6 |
| Extra services | 8 |

2. Case history

| | |
|-------------------|----|
| Our projects | 10 |
| Welcome to Italy | 12 |
| Open to the world | 13 |

3. Our bestsellers

| | |
|------------------|----|
| Ready to workout | 15 |
|------------------|----|

4. The catalogue

| | |
|----------------------------|----|
| Outdoor freestyle | 20 |
| <i>Training circuits</i> | 22 |
| <i>13:1 station</i> | 26 |
| <i>Leafit stations</i> | 28 |
| <i>Single excercises</i> | 32 |
| <i>Functional training</i> | 34 |
| Machines | 20 |
| <i>Exclusive line</i> | 38 |
| <i>Green power line</i> | 44 |
| <i>Strenght line</i> | 46 |
| <i>Inclusive line</i> | 48 |

5. Contact us

1. WHO WE ARE

Who we are
MEET US

1

Meet us

Skyfitness is a company specialized in the creation of 360-degree outdoor Fitness equipment, allowing for full utilization of outdoor spaces.

WE COMBINE CURRENT FITNESS TRENDS with the ever-growing desire and necessity to engage in outdoor activities. Our outdoor equipment is designed with inclusivity in mind, catering specifically to:

- Athletes seeking training
- Youth seeking fun
- Elderly individuals seeking daily healthy activity
- Individuals with disabilities seeking custom public facilities
- Children for safe fun while developing motor and coordination skills

PRE AND POST-SALES SUPPORT are among the



FROM 2013 TO 2024



company's strengths.


A person will always respond promptly to your questions or needs, which is why many public and private facilities choose Skyfitness.

SKYFITNESS STANDS OUT because it is composed of teams of experts always available to assist the customer from the estimate to the project realization. Additionally, a Skyfitness product ensures continuous support from the technical office to enable public or private entities to invest in a secure, durable, and functional project.





CERTIFICATIONS & METHOD



CERTIFICATIONS

Our certifications are all UE certifications. TUV sud for products and ISO 9001 for our industry and agency.



| |
|------------------|
| RAL 6018 |
| RAL 6005 |
| RAL 5015 |
| RAL 5005 |
| RAL 4008 |
| RAL 3020 |
| RAL 2009 |
| RAL 2003 |
| RAL 1021 |
| RAL 1019 |
| RAL 7002 |
| RAL 8011 |
| RAL 7035 |
| RAL 7016 |
| RAL 9011 |
| RAL 9010 |
| CORTEN IMITATION |

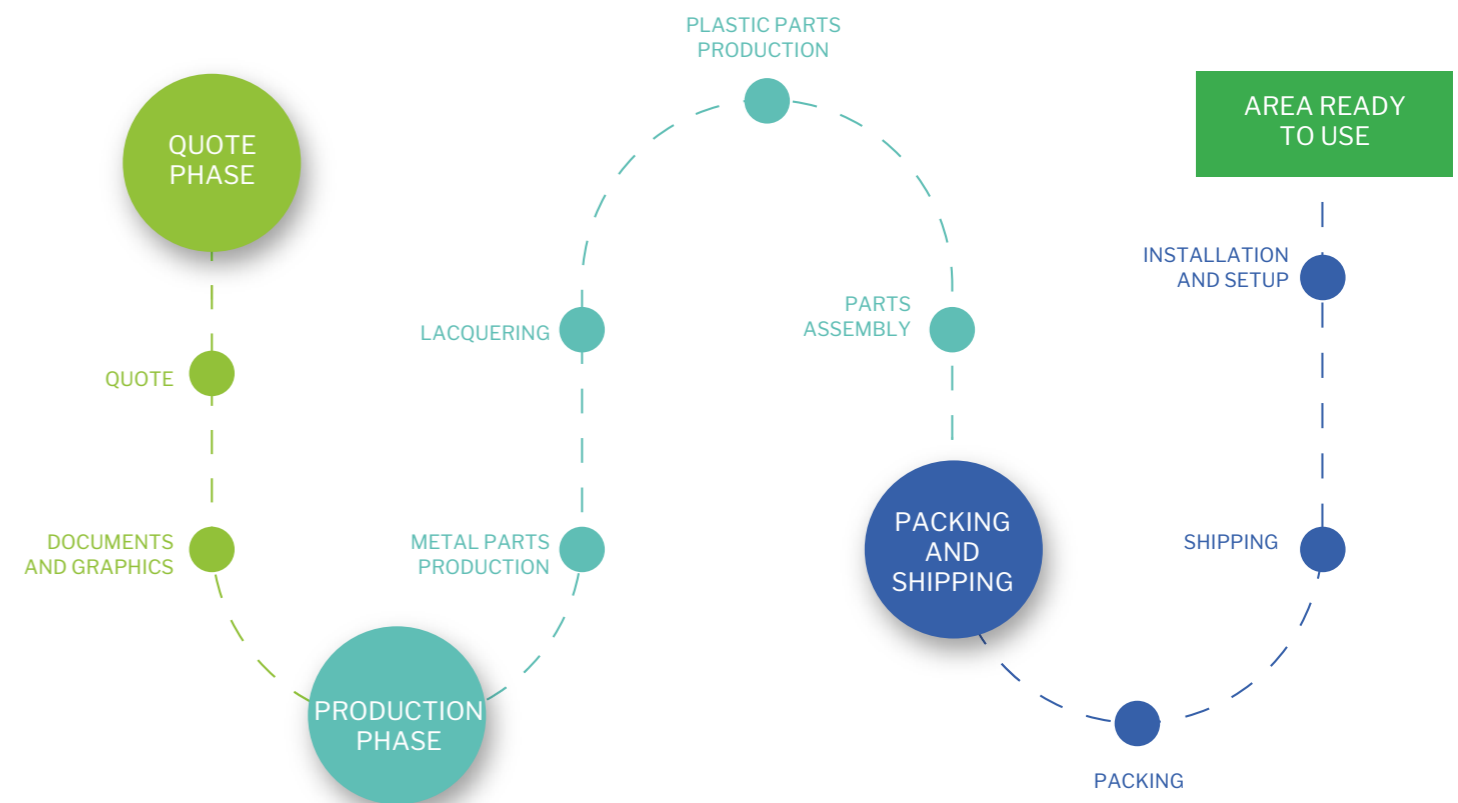
CUSTOMIZATION

The customizable parts consist of both metal components and plastic parts (backrests and saddles). It will thus be possible to create specific color combinations and the paint, specific for outdoor use, can be applied with a matte or glossy finish.

We have 2 standard colors that are most used among our clients, but it is also possible to choose between 16 solid color or Corten paints.



OUR METHOD





EXTRA SERVICES

To enhance your experience, we offer a range of additional services tailored to your specific needs. Whether you're looking to customize your area, streamline your process, or simply explore more options, our team is here to assist you. Please don't hesitate to inquire about it.

WORKSHOPS & COMMUNICATION

Skyfitness can also support the customer in the promotion of the new fitness area.

We can provide photos, articles and communication materials tailor made for you.

MAINTENANCE

Our maintenance services are designed to optimize the performance and lifespan of your equipment. Our team is dedicated to providing quick and efficient responses to your inquiries. It occurs only 2/10.



**SCAN THE
QR-CODE**

to discover our web app



MOBILE WEB APP

The Web App for everyone, based on time and type of workout, exercises suitable to one's athletic experience.

Thanks to GPS location it suggests the nearest parks with Skyfitness products.

Recommended exercises in the area based on the time you have available. Tailor your workout to your level and what you want to train



WELCOME PANELS

A warm welcome makes all the difference. A welcome sign is the first impression your visitors have of your space. It sets the tone and creates a welcoming atmosphere.

Upon request, we provide it in the fitness area with the necessary instructions for proper use of the equipped area. We will choose a graphic style that is consistent with your branding and reflects the image you want to convey.





2. CASE HISTORY


OUR PROJECTS

Italy has witnessed a remarkable surge in outdoor fitness activities in recent years, with more and more people embracing the benefits of exercising in natural settings. This trend has been fueled by a growing awareness of the importance of physical and mental well-being, as well as a desire to connect with nature.

Skyfitness has played a pivotal role in driving this movement. As a leading provider of outdoor fitness equipment and solutions, Skyfitness has been instrumental in transforming public spaces into vibrant hubs for physical activity. By offering a wide range of innovative and durable equipment, Skyfitness has made it possible for communities across Italy to create accessible and engaging outdoor fitness areas.

THE INCIPIT

Our first projects was in Veneto, Italy. Since then we improved a lot, but the first one is something we always have in mind. We learned what the client wants and how to satisfy all inquiries.



MORE THAN 1000 AREAS

WELCOME TO ITALY

Italy is renowned for its beautiful cities and stunning natural landscapes, and these locations offer exceptional opportunities for outdoor fitness.

Let's delve into the unique experiences of outdoor fitness in 7 area in Venice, 10 areas of ASC Sport Pop up Sport Zone, U.S. Marine ARMY and a lot more.



FERRERO GSR GROUP

As an integral part of the Ferrero family, the GSR Ferrero is dedicated to promoting a healthy and active lifestyle among its members.



CITY OF VENICE

Let's delve into the unique experiences of outdoor fitness in 7 area in Venice, 10 areas of ASC Sport Pop up Sport Zone, U.S. Marine and a lot more.

10 POP UP SPORT ZONE

ASC Sport, a leading Italian sports organization, has successfully launched the "Popup Sport Zone" project, bringing free, outdoor fitness facilities to 10 cities across Italy.

The equipment is accessible 24/7 and includes machines specifically designed for individuals with disabilities.

FORO ITALICO SPORTS PARK

During COVID we helped athletes in Rome by the creation of a sports park inside the "Foro Italico" in Rome. We installed equipment for all level of experience to create a solid circuit for every team.



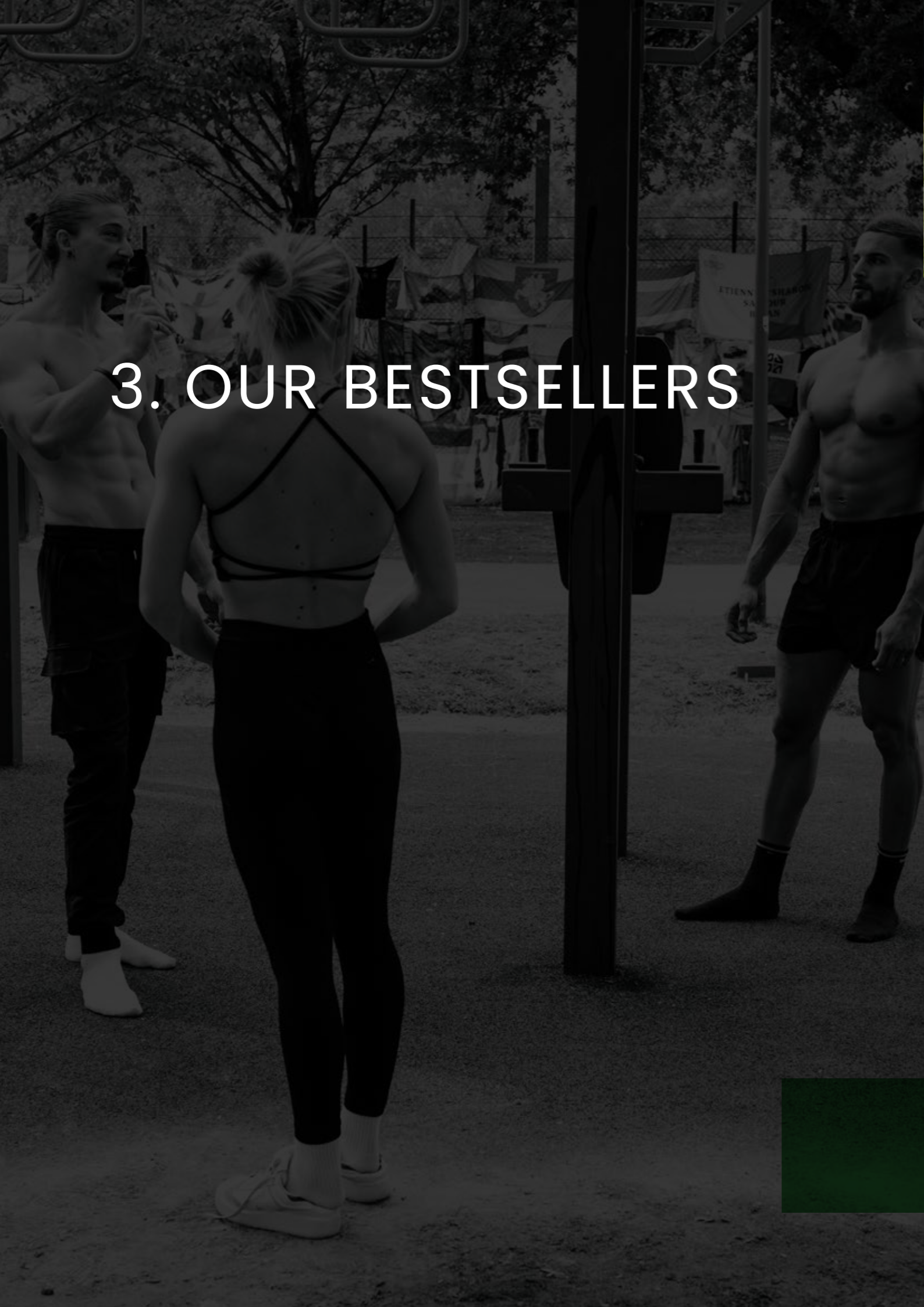
OPEN TO THE WORLD

Europe for us is home. We built on private houses ground in Germany, University campus in Switzerland and public parks in Vienna.

U.S. MARINE ARMY

In these outdoor spaces, the Navy is demonstrating its commitment to the overall well-being of its personnel. These initiatives not only contribute to a healthier and happier workforce but also enhance the quality of life for families stationed at these bases.





3. OUR BESTSELLERS

Our bestsellers
READY TO WORKOUT

3



READY TO WORKOUT

Skyfitness packages offer the perfect solution for businesses, hotels, and communities looking to enhance their outdoor spaces.

Our durable and low-maintenance equipment is designed to withstand the elements, providing a long-lasting investment.

With our customizable packages, you can create a fitness area that perfectly suits your needs and budget.

If you want an idea on how to build your area here there are some suggestions.

FITNESS SOLUTIONS

Create your fitness outdoor park choosing between our single products or let yourself be inspired by some of the "bestsellers". All of our packages includes machines and circuits to guarantee a complete workout.

GET INSPIRED

Functional



Gym medium



Medium cali



Functional

SOLUTION



Calisthenics circuit 7 Inclusive
Abdominal bench Calisthenics line
3 heights steps Calisthenics line
TRX Station Functional line
Free Squat Machine Green Power line
Bench Press Green Power line
Thaiji wheels + hand bike Inclusive

Medium cali

SOLUTION



Calisthenics Circuit 2 Calisthenics line
Low Bars Push Up Calisthenics line
2 heights steps Calisthenics line
Cali parallels Calisthenics line
Abdominal bench Calisthenics line
Taiji wheels + hand Bike Inclusive

Gym medium

SOLUTION



Circuito Calisthenics 1 Calisthenics line
Chest Press Green Power line
Shoulder Press Exclusive line
Lat Machine Green Power line
Leg Press Exclusive line
Twister Station Exclusive line
Rower Machine Green Power line
Thai Chi Spinners + hand Bike Inclusive

MADE FROM EXPERIENCE

All of our solutions was made thanks to our fitness experience, including inclusive equipments.

All users will have the right machine or calisthenics circuit to workout with.



4. THE CATALOGUE

TWO CATEGORIES



OUTDOOR FREESTYLE

CALISTHENICS

Free sports workout

Calisthenics is a form of exercise that uses your own body weight as resistance to build strength, improve flexibility, and enhance overall fitness. It involves a wide range of movements, from basic push-ups and squats to more advanced skills like muscle-ups and front levers. All our products are created with this focus in our mind.



MACHINES

FOR ALL LEVEL

For all your fitness goals

Equipment for seniors, children, and young adults with or without adjustable resistance. It allows for tailored workouts that cater to different fitness levels. All equipment is guaranteed for external use and resistant to every weather conditions, also every external cap is protected by plastic caps reducing maintenance costs.

OUTDOOR FREESTYLE

Calisthenics is a form of strength training that uses your own body weight as resistance.

It's a versatile workout that can be adapted to any fitness level, from beginner to advanced. Doing it outside is a fantastic

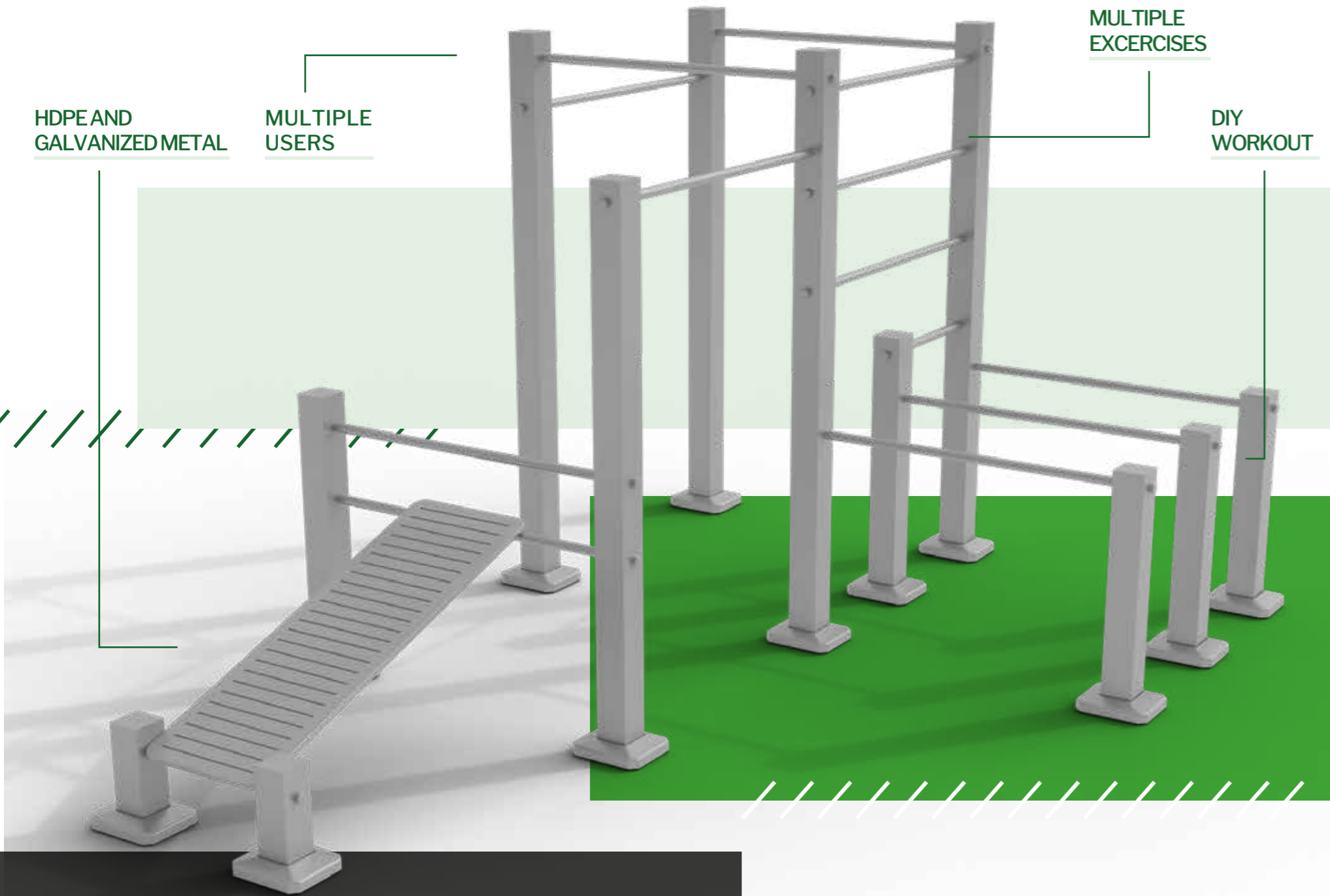
way to combine fitness with fresh air. Enjoying the sun's rays while strengthening your body will increase the production of Vitamin D, a very important vitamin for your health. Also, outdoor fitness can improve mood and reduce stress.

HDPE AND GALVANIZED METAL

MULTIPLE USERS

MULTIPLE EXERCISES

DIY WORKOUT



Training circuits

An outdoor circuit training workout is a form of exercise that involves performing a series of exercises in succession, with minimal rest between them. This type of training is great for improving cardiovascular fitness, strength, and endurance.

THE BEAUTY OF IT

The beauty of the outdoor workout is that you can do it anywhere outdoor – a park, a beach, or even a backyard. All the circuits are made in HDPE and metal, resistant to all types of weather.

COLOR YOUR WORKOUT

Every color of our circuits are customizable and we also offer a choice of 16 most used colors by our clients.



CIRCUIT 0

ST WO S

267,7165 x 165,3543 x 90,94488 in
Safe area: 2952,76 in²



CIRCUIT 1

ST WO 13 S

165,3543 x 114,9606 x 90,94488 in
Safe area: 1653,54 in²



CIRCUIT 2

ST WO 1 S

269,2913 x 270,8661 x 98,8189 in
Safe area: 3779,53 in²



CIRCUIT 3

ST WO 3 S

114,9606 x 61,41732 x 2510 in
Safe area: 1062,2 in²



CIRCUIT 4

ST WO 4 S

165,3543 x 57,48031 x 87,99213 in
Safe area: 1260 in²



CIRCUIT 5

ST WO 21 S

270,6693 x 263,3858 x 88,58268 in
Safe area: 3701,57 in²



CIRCUIT 6

ST WO 23 RD S

215,748 x 162,2047 x 94,48819 in
Safe area: 2362,2 in²



CIRCUIT 7

ST WO 24 RD S

238,189 x 220,6693 x 103,3858 in
Safe area: 3149,61 in²



CIRCUIT 8

ST WO 25 RD S

118,8976 x 92,12598 x 94,48819 in
Safe area: 1260 in²



CIRCUIT 9

ST WO 26 RD S

164,5669 x 96,65354 x 94,48819 in
Safe area: 1574,8 in²



CIRCUIT 10

ST WO 25 B RD S

163,7795 x 63,77953 x 94,48819 in
Safe area: 1260 in²



CALI CIRCUIT 1

CM 56 RD S

227,5591 x 192,126 x 98,4252 in
Safe area: 2755,91 in²



CALI CIRCUIT 2

CM 54 RD S


209,0551 x 302,3622 x 98,4252 in
Safe area: 3385,82 in²



CALI CIRCUIT 3

CM 62 RD S

208,6614 x 214,9606 x 98,4252 in
Safe area: 2755,91 in²



FIT RIG XL CIRCUIT

TR FIT XL S

327,7559 x 161,2205 x 137,0079 in
Safe area: 3149,61 in²



CALI FREESTYLE CIRCUIT

222,0472 x 134,252 x 102,3622 in
Safe area: 2047,63 in²



FUNCTIONAL CALI CIRCUIT

ST WO 55 RD S

246,8504 x 100,3937 x 98,4252 in
Safe area: 2047,63 in²



FIT RIG XS CIRCUIT

TR FIT XS S

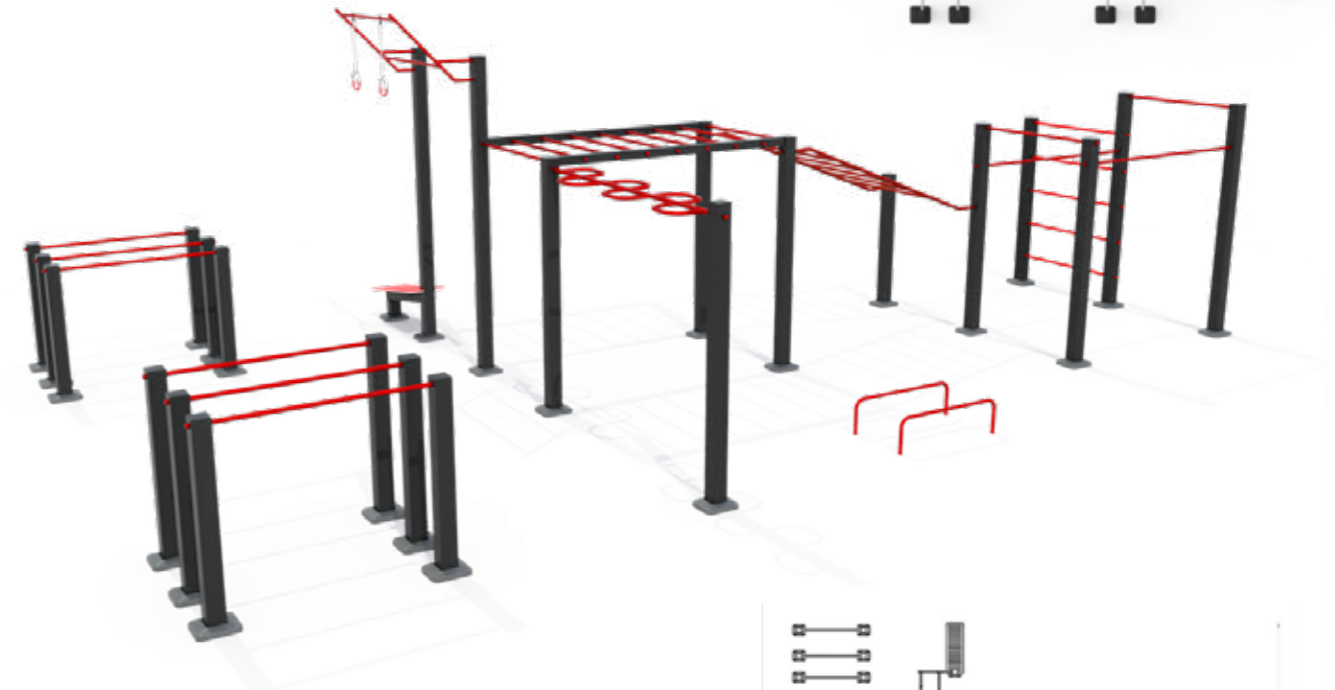
131,8898 x 163,9764 x 137,0079 in
Safe area: 1811,02 in²



FIT RIG CIRCUIT

TR FIT S

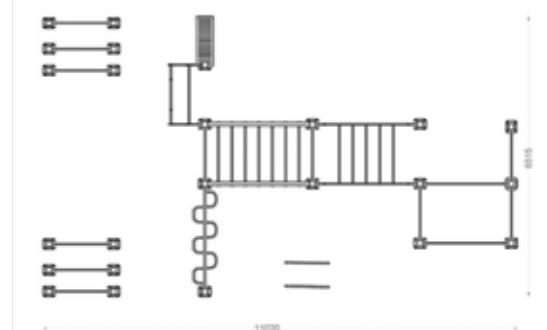
228,7402 x 162,5984 x 136,8898 in
Safe area: 2519,68 in²



CALI FULL PARK CIRCUIT

ST WO 24 S

433,85827 x 256,4961 x 118,1102 in
Safe area: 5118,11 in²



13:1 Station

An outdoor **13-in-1 station** with a crossfit focus is essentially a multi-functional exercise equipment designed for outdoor use. It combines various elements to offer a comprehensive body workout, emphasizing bodyweight exercises but being also very useful for TRX, rope and ball exercises.

FREESTANDING

The beauty of the outdoor workout is that you can do it anywhere outdoor – a park, a beach, or even a backyard. The structure is free standing, so it can be placed anywhere you want.

POWER TRAINER


13 OTS

137,79 x 86,61 x 74,80 in
Safe area: 49367,6 in²



1. Crossfit basket
2. Ropes
3. Pulley rope
4. TRX station
5. Olympic rings
6. Punching bag
7. Pull up bars
8. Stall bars
9. Horizontal espalier
10. Parallel bars
11. Horizontal stall bars
12. Bench station and squat station
13. Sit up bars

Fitness everywhere



LEAFIT

Stations

Leafit is an all-in-one system that provides effective shade areas on fitness and calisthenics structures.

The presence of solar-powered twilight LEDs, one per leaf, also allows its use in the evening hours, especially in winter. It is a steel tree with shade petals and a 3-LED lighting system for the exercise area.



CONFIGURATION

The 4 Leafit configurations are already designed to include a functional combination of free body exercises: double "pull ups" bars at two different heights, Olympic rings and parallel bars, bench for sit ups and step, rope climb and low parallel bars for push ups.



DESIGN

Leafit is the design training designed for public parks and the most exclusive private facilities. The galvanized steel structure symbolically recalls a tropical trees, and creates a shaded area above the surrounding exercises anchored to the trunk.




RESISTANCE

Resistant to rain, wind and sun, leafit is approximately 3.20 m high with a coverage of approximately 9 m2.



TWILIGHT LEDS

Furthermore, the presence of solar-powered twilight LEDs, one per leaf, allows for use even in the evening hours, especially in winter.



GREEN LEAFIT

PERG FITNESS B S



RED LEAFIT

PERG FITNESS C S



YELLOW LEAFIT

PERG FITNESS A S



NOME PRODOTTO

PERG FITNESS D S

Single exercises

Creating a customized calisthenics training area is more than just building a workout space; it's crafting a personalized fitness journey. By designing a setup tailored to your specific goals and abilities, you unlock a world of benefits.

VERSATILITY

A calisthenics setup can be adapted to accommodate various fitness levels and goals, from beginners to advanced athletes.

COLOR YOUR WORKOUT

Every color of our single exercises are customizable and we also offer a choice of 16 most used colors by our clients.



HORIZONTAL SWEDISH LADDER

ST WO 6 S

114,96 x 61,42 x 90,55 in
Safe area: 56993,614 in²



TRICEP BARS

CM 42 RD S

199,2126 x 149,60 x 30,71 in
Safe area: 31000,06 in²



PARALLELS

CODICE PRODOTTO

80,31 x 25,59 x 47,76 in
Safe area: 23250,05 in²



LOW BARS PUSH UP

ST WO 11 S

172,44 x 11,02 x 39,76 in
Safe area: 35650,07 in²



4 HEIGHTS BARS

ST WO 7 S

114,96 x 114,96 x 90,55 in
Safe area: 51426,00 in²



BALANCE PATH

CM 1 S

height 11,81 in
Safe area: 27721,81 in²



ABDOMINAL BENCH

ST WO 27 S

61,57 x 62,99 x 43,30 in
Safe area: 3878,11 in²



WALL BARS

ST WO 9 S

62,99 x 9,45 x 90,55 in
Safe area: 35650,07 in²



2 HEIGHTS PULL-UP BARS

ST WO 8 S

114,96 x 9,45 x 90,55 in
Safe area: 27097,15 in²



MULTIFUNCTION BAR

CM 38 RD S

63,78 x 11,02 x 95,67 in
Safe area: 22166,59 in²



CALI PARALLELS

CM 40 RD S


63,78 x 38,58 x 47,24 in
Safe area: 27092,50 in²



DOUBLE PARALLELS

CM42RD S

7598 x 63,78 x 49,60 in
Safe area: 33774,57 in²



MULTI LOW BARS

CM 47 RD S

80,31 x 25,59 x 11,81 in
Safe area: 30178,56 in²



FREESTYLE TRIPLE PARALLELS

CM 46 RD S

80,31 x 49,21 x 51,18 in
Safe area: 35101,37 in²



FREESTYLE PARALLELS

CM 45 RD S

80,31 x 25,59 x 47,76 in
Safe area: 33272,37 in²



BALANCE BEAMS

CM 2 AL S

39,37 x 3,74 x 11,42 in
Safe area: 31465,06 in²



CALI SWEDISH LADDER

CM 39 RD S

109,45 x 63,78 x 95,67 in
Safe area: 1016,57 in²



WALL BARS + PULL UP BAR

CM 35 RD S

118,11 x 11,02 x 95,66 in
Safe area: 28950,96 in²

CALI PULL UP BAR

CM 58 RD S

96,85 x 11,02 x 98,43 in
Safe area: 27759 in²



OBSTACLES

CM 9 AL

4,33 x 31,49 x 19,70 in
Safe area: 131192,26 in²



3 HEIGHTS STEPS

CM 49 RD S

129,13 x 15,75 x 29,53 in
Safe area: 33095,67 in²



SINGLE WALL BAR

CM 35-1 RD S

63,78 x 11,02 x 95,67 in
Safe area: 22166,59 in²



7/15/23" STEP

CM 41 RD S

29,92 x 15,75 x 7,87 / 15,75 / 23,62 in
Safe area: 18972,04 in²



LOW BARS PUSH UP

CM 34 RD S

172,44 x 11,02 x 39,76 in
Safe area: 35642,32 in²



CALI PULL UP BARS

CM 32 RD S

119,68 x 9,45 x 95,67 in
Safe area: 28950,96 in²



Functional training

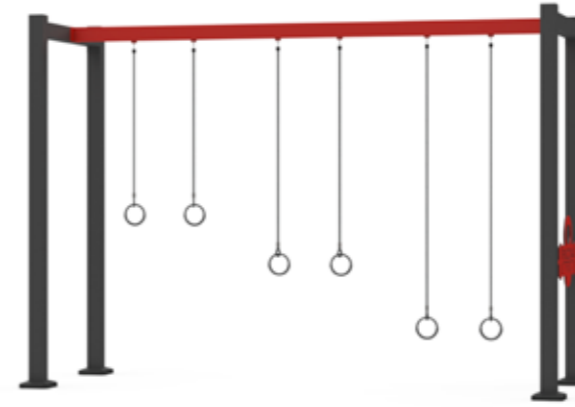
Functional training is a type of exercise that mimics real-life movements. Unlike traditional weightlifting or cardio, functional training focuses on improving your body's ability to perform **everyday tasks** with greater ease and efficiency.



KETTLEBELL STATION

ST WO 30 S

131,49 x 65,75 x 116,73 in
Safe area: 43376,14 in²



TRX STATION

ST WO 31 S

171,65 x 65,35 x 118,11 in
Safe area: 36518,07 in²



BATTLE ROPE STATION

WO B S



POWER RACK

1 PR S



HALF RACK

2 PR S



ROLLING BARS

ST WO 25 S

59,05 x 18,89 x 110,24 in
Safe area: 28411,56 in²



ROPE CLIMB

ST WO 28 S

59,84 x 28,35 x 166,54 in
Safe area: 24888,34 in²



RING STATION

ST WO 10 S

61,42 x 11,02 x 98,82 in
Safe area: 20698,74 in²


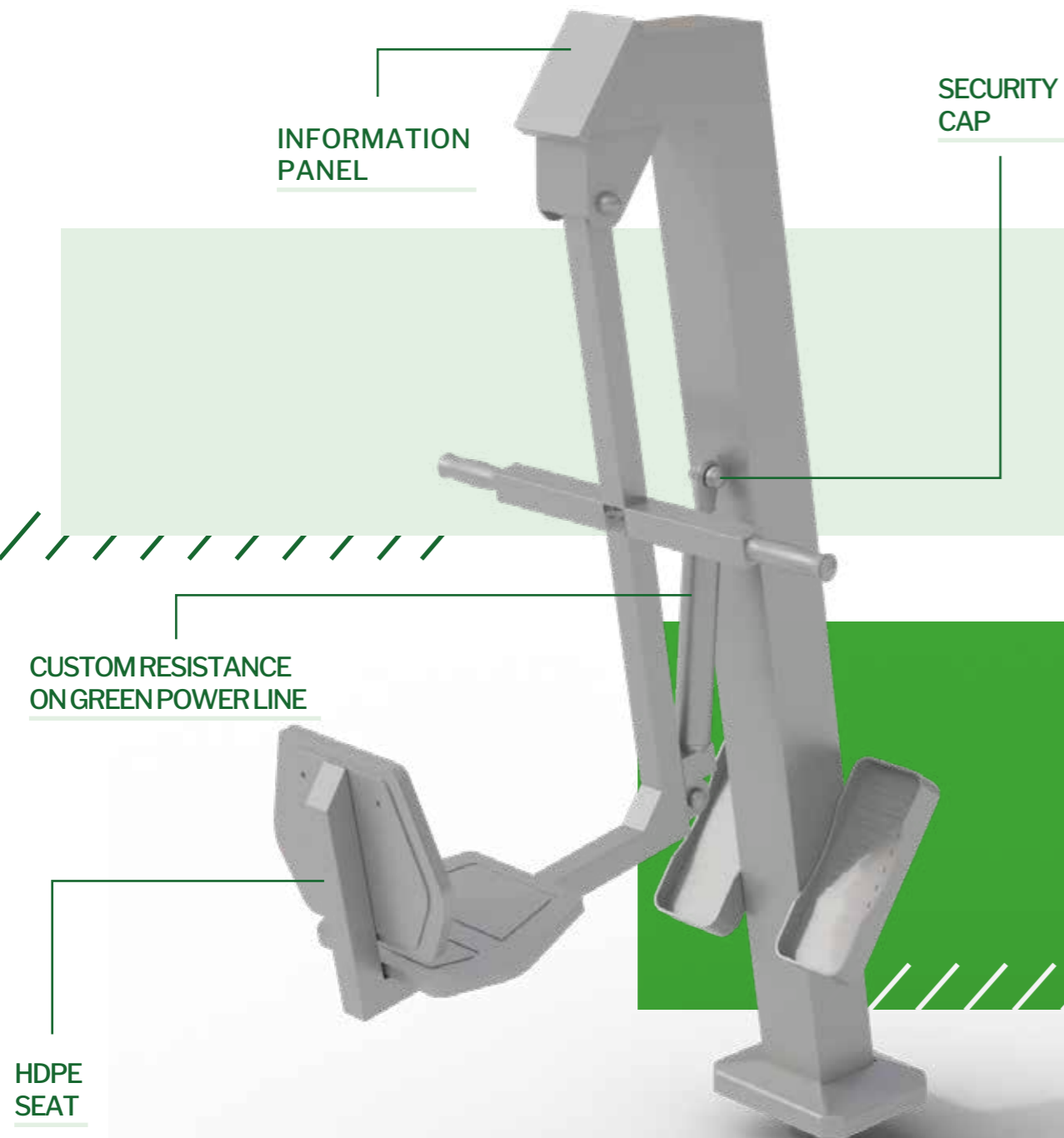


MACHINES

Skyfitness machines guide the user in performing the correct movements by incorporating the study of proper human body biomechanics into the equipment design. The machines are set up with **constrained movements**, which help prevent incorrect motor patterns.

Resistance is provided by a **system of levers** based on the biomechanics of the human body.

An instructional panel is always present for correct use. Our lines intensity is adjustable from 10 to 100 kg.



Exclusive line

Exclusive line provides a perfect way to get fit and stay active, regardless of age or fitness level. These sturdy, weather-resistant machines are designed to target a **wide range of muscle groups**, making them suitable for both young and old.

ALL LEVELS, ONE MACHINE

Exclusive line machines work **without any resistance cylinder**, so the users will workout against their weight and strength, making these machines perfect for parks and urban contexts where there will be people of all ages and fitness levels.



CHEST PRESS

FIT 21 S

48,22 x 33,07 x 67,32 in
Safe area: 25993,55 in²



ROWER MACHINE

FIT 02 S

56,02 x 25,59 x 47,24 in
Safe area: 24893,05 in²



BODYWEIGHT STATION

FIT 15 S

36,57 x 33,856 x 55,51 in
Safe area: 22335,54 in²



DOUBLE BODYWEIGHT ST.

FIT 15 D S

54,33 x 25,20 x 66,93 in
Safe area: 24707,05 in²



HORIZONTAL TRACTION

GYM 15 S

57,79 x 38,19 x 55,12 in
Safe area: 27900,06 in²



SHOULDER PRESS

GYM 14 S

51,49 x 38,19 x 68,50 in
Safe area: 26505,05 in²



LAT MACHINE

FIT 09 S

53,54 x 25,59 x 72,01 in
Safe area: 24304,05 in²



CHEST PRESS + LAT MACHINE

FIT 34 S

79,33 x 33,07 x 68,19 in
Safe area: 30380,06 in²



LEG EXTENSION

GYM 10 S

37,20 x 21,65 x 66,81 in
Safe area: 22227,04 in²



TWISTER STATION

CODICE PRODOTTO

33,50 x 36,22 x 63,54 in
Safe area: 22924,55 in²



DOUBLE TWISTER STATION

FIT 06 D S

53,74 x 36,22 x 59,88 in
Safe area: 26241,55 in²



TWISTER + SURFBOARD ST.

FIT 35 S

46,22 x 38,58 x 63,38 in
Safe area: 24195,55 in²



LEG PRESS

FIT 01 S

41,38 x 19,69 x 63,54 in
Safe area: 30845,06 in²



DOUBLE LEG PRESS

FIT 01 D S

61,61 x 19,69 x 67,32 in
Safe area: 24955,05 in²



SURFBOARD STATION

FIT 04 S

28,35 x 26,02 x 61,93 in
Safe area: 21111,04 in²



FITNESS BIKE

FIT 07 S

39,17 x 18,11 x 63,50 in
Safe area: 21049,04 in²



HAND FITNESS BIKE

FIT 08 S

37,9921 x 19,685 x 53,46457IN
Safe area: 30922,56 in²



RIDER MACHINE

FIT 12 S

36,06 x 22,05 x 59,57 in
Safe area: 21607,04 in²



DOUBLE SURFBOARD ST.

FIT 04 D S

36,81 x 28,54 x 63,58 in
Safe area: 22692,05 in²



AIR WALKER

FIT 05 S

1220 x 540 x 1432 in
Safe area: 23172,55 in²



DOUBLE AIR WALKER

FIT 05D S

87,40 x 18,93 x 55,51 in
Safe area: 28210,06 in²



FREE SQUAT

FIT 38 S

55,91 x 28,74 x 64,17 in
Safe area: 25203,05 in²



RECUMBENT BIKE

CM 20S

35,04 x 13,78 x 30,32 in
Safe area: 20258,54 in²



DOUBLE RECUMBENT BIKE

FIT 17 S

59,84 x 40 x 29,21 in
Safe area: 28737,06 in²



STEP MACHINE

GYM 13 S

34,21 x 24,02 x 59,84 in
Safe area: 21762,04 in²



SKI MACHINE

FIT 19 S

25,55 x 52,75 x 57,28 in
Safe area: 24536,55 in²



DOUBLE SKI MACHINE

FIT 19 D S

66,14 x 21,46 x 60,24 in
Safe area: 25714,55 in²



DOUBLE SIT UP BENCHES

FIT 14 D S

48,98 x 36,22 x 59,45 in
Safe area: 22661,05 in²



SIT UP BENCH + IPEREXTENTION

FIT 25 S

54,64 x 40,16 x 59,05 in
Safe area: 23095,05 in²



SIT UP BENCH

FIT 14 S

59,84 x 40 x 29,21 in
Safe area: 28737,06 in²



FLAT BENCH

BA FIT S

45,28 x 15,75 x 17,72 in
Safe area: 21870,54 in²



ABDOMINAL BENCH

ST WO 27 S

61,57 x 62,99 x 43,30 in
Safe area: 4650,01 in²



3 HEIGHTS STEPS

FIT 23 S

152,75 x 30,71 x 40,55 in
Safe area: 39959,08 in²




ELLIPTICAL MACHINE

FIT 03 S

61,57 x 62,99 x 43,30 in
Safe area: 24412,55 in²



Fitness for everyone



Green power line

Our Green Power line is designed to bring the gym to you. Built to withstand the elements, these robust machines offer a **high-performance workout** experience without compromising on sustainability.

LEVEL UP YOUR WORKOUT

This line is dedicated to the people who wants to empower step by step. Every machines have a **resistance cylinder** that helps casual or athletes to increase the effort.



ARMS MACHINE

FIT X 7 S

29,53 x 25,79 x 54,33 in
Safe area: 21219,54 in²



ROWER MACHINE

FIT X 11 S

55,12 x 32,48 x 43,50 in
Safe area: 26086,55 in²



VERTICAL TRACTION

FIT X 6 S

63,59 x 38,78 x 54,33 in
Safe area: 28504,56 in²



CURL MACHINE

FIT X 1 S

37,01 x 19,29 x 37,79 in
Safe area: 21312,54 in²



BENCH PRESS

FIT X 2 S

68,70 x 38,58 x 52,20 in
Safe area: 29233,06 in²



SHOULDER PRESS

FIT X 10 S

34,80 x 38,78 x 70,67 in
Safe area: 23978,55 in²



FREE SQUAT MACHINE

FIT X 4 S

55,90551 x 26,7717 x 64,17323 in
Safe area: 25203,05 in²



LEG PRESS

FIT X 3 S

43,50 x 30,51 x 52,16 in
Safe area: 22103,04 in²




Strenght line

Super performance line dedicated to a trained audience looking to strengthen their muscles. Using a system of fixed weights on rails, it is possible to increase the workload.

By pulling the knob, the weights can be moved to different points on the rail to increase or decrease the effort.

LIKE THE BEST INDOOR MACHINES

The discs are fixed to the equipment and cannot be removed from their housings, but only moved along the appropriate rails. Users will workout outdoor with the best indoor experience.



BENCH PRESS



PULL DOWN MACHINE



PECTORAL MACHINE



SHOULDER PRESS SL



LEG PRESS SL



ROW MACHINE



FREE SQUAT SL



Inclusive line

Our inclusive fitness equipment is designed to be **accessible** to people with a wide range of physical disabilities, including those who use wheelchairs, have limited mobility, or visual impairments.

Every single machines is easy to use thanks to informative panels on every products and is designed to make workout comfortable and sustainable.



QUADRISTATION

FIT HD M 1 S

77,756 x 17,32 x 69,29 in
Safe area: 26536,05 in²



SHOULDER PRESS IN.

FIT HD 8 S

51,57 x 34,25 x 68,50 in
Safe area: 25854,05 in²

ELLIPTICAL MACHINE IN.

FIT HD 6 S

41,73 x 24,02 x 49,61 in
Safe area: 22654,85 in²

HORIZONTAL TRACTION

FIT HD 9 S

48,03 x 38,19 x 55,12 in
Safe area: 25962,55 in²



V- ROTATOR

FIT HD 2 S

23,23 x 26,38 x 46,85 in
Safe area: 20429,04 in²



ARM STRETCHER

FIT HD 7 S

53,74016 x 19,685 x 69,68504 in
Safe area: 23668,55 in²



TAIJI WHEEL + SHOULDER BUILDER

FIT 33 S

44,88 x 22,64 x 60,08 in
Safe area: 22940,82 in²




TAIJI WHEEL + HAND BIKE

FIT HD 1 S

46,65 x 28,74 x 46,06 in
Safe area: 24195,55 in²



CONTACT US



Skyfitness srl

+39 351 355 6188

export@skyfitness.it

